

# Key Stage 2 SATs 2023

Information for parents

# What are the SATs?

- **Statutory Assessment Tests**
- More formal way of testing pupils compared with KS1, e.g two at a desk, working in silence.
- Same test is taken all over the country on the same day
- Reports to parents and to the local authority include a mixture of teacher assessment levels and test levels. This will be explained in more detail later on.

# Why do we do them?

- They show what level your child is currently working to
- They give teachers the chance to see how children are doing in comparison to their peers not only within the same school, but also nationally.
- SATs are a useful tool to see how well a child has progressed from KS1 to KS2, and they also give secondary schools a base to compare against when the time comes for your child to leave Year 6 and make the journey up to KS3!
- Head teachers, Local Authorities and the Department for Education also use SATs data to identify how primary schools are performing.

# SATs jargon

- **Expected level/standard:** A score of 100 means that your child is working at the expected standard.
- **Raw score:** This is the number of marks your child can get on the tests.
- **Scaled Score:** This is a score that is converted to allow SATs results to be compared year on year. This helps to take into account particularly difficult test years and other factors.


# Which tests will our children sit?

## English

- Reading 50 marks
- Grammar, punctuation & spelling
  - Short answer questions 50 marks
  - Spelling test 20 marks

## KS2 reading SATs:

One paper with questions that are based on 3 passages of text. Students get 1 hour to answer the questions on the paper.




2019 national curriculum tests

## Key stage 2

### English reading

Reading answer booklet

|               |     |  |       |  |      |  |
|---------------|-----|--|-------|--|------|--|
| First name    |     |  |       |  |      |  |
| Middle name   |     |  |       |  |      |  |
| Last name     |     |  |       |  |      |  |
| Date of birth | Day |  | Month |  | Year |  |
| School name   |     |  |       |  |      |  |
| DfE number    |     |  |       |  |      |  |



4 Look at page 4.

**Find** and **copy one** word which shows that Joe is angry.

---

8 *If she was trying to **reassure** Joe, it wasn't working.*

What does *reassure* mean in this sentence?

---

9 Look at the paragraph at the top of page 5.

**Find** and **copy one** word that shows the boys do not want to leave the house.

---

## KS2 English grammar, punctuation and spelling SATs:

- The written element of the spelling, punctuation and grammar SATs consists of a grammar and punctuation paper which lasts for 45 minutes.
- There is also a 20-word spelling test which lasts around 15 minutes.

2019 national curriculum tests

## Key stage 2

### English grammar, punctuation and spelling

#### Paper 1: questions

|               |     |  |       |  |      |  |
|---------------|-----|--|-------|--|------|--|
| First name    |     |  |       |  |      |  |
| Middle name   |     |  |       |  |      |  |
| Last name     |     |  |       |  |      |  |
| Date of birth | Day |  | Month |  | Year |  |
| School name   |     |  |       |  |      |  |
| DfE number    |     |  |       |  |      |  |



5

Draw a line to match each **prefix** to the correct word to make a different word. Use each prefix only once.

**Prefix**

inter

dis

semi

anti

**Word**

approval

circle

social

action

41

Put one letter in each box to show the word class.

noun  
A

adverb  
B

adjective  
C

verb  
D

The lazy lion snored noisily.

↑

↑

↑

↑

8

Insert a **relative pronoun** to complete the sentence below.

Everyone loved the music \_\_\_\_\_ was played last night.

10

Insert a **semi-colon** in the correct place in the sentence below.

Frank would like to go to Cornwall next summer he might also  
visit France in the spring.

Draw a line to match each word to its correct **antonym**.

**Word**

meandering

sympathetic

evade

plausible

**Antonym**

confront

unfeeling

unbelievable

straight

Tick to show which sentence uses the **past progressive**.

Tick **one**.

After Ali finished his homework, he went out to play.

☐

Gemma was doing her science homework.

☐

Jamie learnt his spellings every night.

☐

Anna found her history homework difficult.

☐

## Key stage 2

### English grammar, punctuation and spelling

#### Paper 2: spelling

|               |     |  |       |  |      |  |
|---------------|-----|--|-------|--|------|--|
| First name    |     |  |       |  |      |  |
| Middle name   |     |  |       |  |      |  |
| Last name     |     |  |       |  |      |  |
| Date of birth | Day |  | Month |  | Year |  |
| School name   |     |  |       |  |      |  |
| DfE number    |     |  |       |  |      |  |

- creature
- enough
- reception
- numb
- division
- sighed
- navigation
- thoughtful
- offered
- muscle
- curiously
- courage
- disagreement
- pyramid
- excellent
- generous
- chorus
- tongue
- accidentally
- deceive

# Which tests will our children sit?

## Maths

- |                     |                       |
|---------------------|-----------------------|
| ■ Reasoning paper 1 | 35 marks (40 minutes) |
| ■ Reasoning paper 2 | 35 marks (40 minutes) |
| ■ Arithmetic paper  | 40 marks (30 minutes) |

## KS2 Maths SATs:

Paper 1 is the arithmetic paper which will last for 30 minutes. It will contain fixed response questions where children have to give the correct answers to calculations.

Papers 2 and 3 will involve a wider range of question types including multiple choice, true or false and reasoning based. Both papers will last 40 minutes each.

2018 national curriculum tests

## Key stage 2

### Mathematics

#### Paper 1: arithmetic

|               |     |  |       |  |      |  |
|---------------|-----|--|-------|--|------|--|
| First name    |     |  |       |  |      |  |
| Middle name   |     |  |       |  |      |  |
| Last name     |     |  |       |  |      |  |
| Date of birth | Day |  | Month |  | Year |  |
| School name   |     |  |       |  |      |  |
| DfE number    |     |  |       |  |      |  |




6 0 0 0 6 0 A 0 1 2 0



18


$$1.52 \times 6 =$$



1 mark

21

$$7,505 \div 5 =$$



1 mark

29

$$\begin{array}{r} \phantom{0}678 \\ \times \phantom{0}54 \\ \hline \end{array}$$

Show  
your  
method

2 marks

30

$$17 \times 1\frac{1}{2} =$$

1 mark

# Key stage 2

## Mathematics

### Paper 3: reasoning

|               |     |  |       |  |      |  |
|---------------|-----|--|-------|--|------|--|
| First name    |     |  |       |  |      |  |
| Middle name   |     |  |       |  |      |  |
| Last name     |     |  |       |  |      |  |
| Date of birth | Day |  | Month |  | Year |  |
| School name   |     |  |       |  |      |  |
| DfE number    |     |  |       |  |      |  |



LC080004512



E 0 0 0 8 0 A 0 1 2 4

5

What is 444 minutes in hours and minutes?

hours

minutes

1 mark

10

Write the two missing digits to make this **long multiplication** correct.

$$\begin{array}{r} \phantom{x} \phantom{0} 4 \phantom{0} \boxed{\phantom{00}} \\ \times \phantom{0} \boxed{\phantom{00}} 6 \\ \hline 2 \phantom{0} 4 \phantom{0} 6 \\ 8 \phantom{0} 2 \phantom{0} 0 \\ \hline 1 \phantom{0} 0 \phantom{0} 6 \phantom{0} 6 \end{array}$$

2 marks

16

Large pizzas cost £8.50 each.

Small pizzas cost £6.75 each.

Five children together buy one large pizza and three small pizzas.

They share the cost equally.

How much does each child pay?

Show  
your  
method

£

2 marks

# When are the tests?

## Key stage 2

The key stage 2 tests are timetabled from Tuesday 9 May to Friday 12 May 2023.

| Date                  | Activity   |
|-----------------------|--|
| Tuesday 9 May 2023    | English grammar, punctuation and spelling papers 1 and 2 |
| Wednesday 10 May 2023 | English reading  |
| Thursday 11 May 2023  | Mathematics papers 1 and 2                               |
| Friday 12 May 2023    | Mathematics paper 3                                      |

# Access Arrangements

Certain children will be eligible for:

- Extra time
  - Reader
  - Transcriber
  - Amanuensis
- 
- These arrangements will already be in place and part of usual test practice.

# Who has to sit the tests?

- All children working at or just below the expected standard and who have completed the Key Stage 2 programme of study must take the tests.
- Pupils working too far below the expected standard may not sit the test- teacher to decide.
- All pupils need to be in school for the week.



# How are the tests marked?

KS2 tests are marked externally.

Each child will receive:

- a raw score – the actual number they received in their SATs
- a scaled score – a conversion score that allows results to be compared year-on-year
- confirmation of whether or not they achieved the national standard

# What about writing?

There is no writing test. Teachers will assess children's writing based on what they have produced independently in school over the year.

## What is reported in terms of writing?

- Working towards the expected standard
- Working at the expected standard
- Working at greater depth within the expected standard.

## Working towards the expected standard

The pupil can:

- write for a range of purposes
- use paragraphs to organise ideas
- in narratives, describe settings and characters
- in non-narrative writing, use simple devices to structure the writing and support the reader (e.g. headings, sub-headings, bullet points)
- use capital letters, full stops, question marks, commas for lists and apostrophes for contraction mostly correctly
- spell correctly most words from the year 3 / year 4 spelling list, and some words from the year 5 / year 6 spelling list\*
- write legibly.<sup>1</sup>

## Working at the expected standard

The pupil can:

- write effectively for a range of purposes and audiences, selecting language that shows good awareness of the reader (e.g. the use of the first person in a diary; direct address in instructions and persuasive writing)
- in narratives, describe settings, characters and atmosphere
- integrate dialogue in narratives to convey character and advance the action
- select vocabulary and grammatical structures that reflect what the writing requires, doing this mostly appropriately (e.g. using contracted forms in dialogues in narrative; using passive verbs to affect how information is presented; using modal verbs to suggest degrees of possibility)
- use a range of devices to build cohesion (e.g. conjunctions, adverbials of time and place, pronouns, synonyms) within and across paragraphs
- use verb tenses consistently and correctly throughout their writing
- use the range of punctuation taught at key stage 2 mostly correctly<sup>^</sup> (e.g. inverted commas and other punctuation to indicate direct speech)
- spell correctly most words from the year 5 / year 6 spelling list,<sup>\*</sup> and use a dictionary to check the spelling of uncommon or more ambitious vocabulary
- maintain legibility in joined handwriting when writing at speed.<sup>2</sup>

## Working at greater depth

The pupil can:

- write effectively for a range of purposes and audiences, selecting the appropriate form and drawing independently on what they have read as models for their own writing (e.g. literary language, characterisation, structure)
- distinguish between the language of speech and writing<sup>3</sup> and choose the appropriate register
- exercise an assured and conscious control over levels of formality, particularly through manipulating grammar and vocabulary to achieve this
- use the range of punctuation taught at key stage 2 correctly (e.g. semi-colons, dashes, colons, hyphens) and, when necessary, use such punctuation precisely to enhance meaning and avoid ambiguity.<sup>^</sup>

[There are no additional statements for spelling or handwriting]

# When do the KS2 SATs results 2023 come out?

- For Key Stage 2 children, SATs results day is 4<sup>th</sup> July 2023 (we allow the children to write these down so they can let you know after school that day).
- By this date papers will have been marked by the external examiners and the raw marks converted into a scaled score.
- Schools must submit teacher assessment judgements for writing, reading, maths and science by 27th June 2023.
- Test results will be reported to parents along with teacher assessment judgements in writing, reading, maths and science as part of the Annual Report to parents.



# Teacher assessment

- On the printout that comes alongside the Annual Report, 'Greater Depth' is not an identified level. Teachers can only assess the children as expected or not (except for Writing).
- If your child receives a scaled score of 110 or above in their SATs then they are in the 'Greater Depth' category.
- We will identify your child's level on our school Annual Reports.

# How do we prepare the children?


- Thorough coverage of the curriculum
- Development and practise of specific skills
  - Time management
  - Careful reading of questions
  - Constantly encouraging checking
  - Mock SATs weeks
  - Analysis of papers to target 'learning gaps'
- Planned revision, including a revision club on Wednesday and Thursday lunchtimes.



# Revision

CGP

## Key Stage Two Maths



SATS Revision Book


**Advanced Level**

For the **New**  
curriculum!

For pupils **exceeding** the Year 6 Objectives

CGP

## Key Stage Two Maths



SATS Question Book

**Advanced Level**


For the **New**  
curriculum!

For pupils **exceeding** the Year 6 Objectives

Name: ..... Class: .....

## KS2 English

### SAT Buster



### Grammar

# Y6 Revision timetable

Jan- May 2023  
Using the CGP KS2 English SAT  
Grammar

| Due in Friday:       | GRAMMAR  |
|----------------------|--|
| 27 <sup>th</sup> Jan | Nouns pg. 4<br>Adjectives pg. 5<br>Capital letters and full stops pg. 36<br>Prefixes - 'trans' 'bi' 'tri' and 'semi' pg. 68,69                   |
| 3 <sup>rd</sup> Feb  | Verbs pg. 6<br>Adverbs pg. 7<br>Question marks and exclamation marks pg. 37.<br>Prefixes - 'aero' 'micro' 'tele' 'photo' and 'circum' pg. 70, 71 |
| 10 <sup>th</sup> Feb | Synonyms and Antonyms pg. 8, 9 and 10<br>Pronouns pg. 11<br>Sentence Practice 38, 39<br>Hyphenating prefixes pg. 72, 73                          |

## **Year 6 Maths Revision Timetable – January-May 2023**

*Read your SATs revision book to help you answer the questions in your white SATs question book.*

| <b>Due in:</b>             | <b>CGP Foundation Book</b>  | <b>CGP Question Book</b>   | <b>CGP Stretch Book</b>  |
|----------------------------|---|--|--|
| <b>27<sup>th</sup> Jan</b> | Place value in very large numbers pg. 6<br>Rounding whole numbers pg. 7<br>Calculating with negative numbers pg. 8<br>Solving number problems pg. 9 | Ordering numbers pg. 2,3<br>Negative Numbers pg. 4<br>Roman Numerals pg. 5<br>Decimals pg. 6<br>Rounding pg 7  | Ordering numbers pg. 2,3<br>Negative Numbers pg. 4<br>Roman Numerals pg. 5<br>Decimals pg. 6<br>Rounding pg 7  |
| <b>3<sup>rd</sup> Feb</b>  | Written multiplication pg.10<br>Mental Maths pg. 12<br>Multiplying or dividing by 10, 100 or 1000 pg. 24<br>Multiplying with decimals p.25          | Mixed practice – number and place value pg. 8, 9<br>Written adding and subtraction pg. 10,11,12<br>Written multiplication pg. 13,14<br>Written Division- 15,16             | Mixed practice – number and place value pg. 8, 9<br>Written adding and subtraction pg. 10,11,12<br>Written multiplication pg. 13,14<br>Written Division- 15,16             |
| <b>10<sup>th</sup> Feb</b> | Written division pg. 11<br>Estimating and checking pg. 13   | Multiplying and Dividing by 10, 100 and 1000 pg. 17,18<br>Multiplying and Dividing with Decimals pg. 19<br>Order of Operations pg. 20,21<br>Estimating and Inverses pg. 22 | Multiplying and Dividing by 10, 100 and 1000 pg. 17,18<br>Multiplying and Dividing with Decimals pg. 19<br>Order of Operations pg. 20,21<br>Estimating and Inverses pg. 22 |

# How does revision work?

- Revision will need to be handed in every Friday.
- Revision will be discussed and given out this week so the first date to hand revision in will be Friday 27<sup>th</sup> January.
- Revision club will be held on Wednesday and Thursday lunchtimes.
- The children will have an opportunity to start their revision on Friday morning.

# How can you help?

- Support and help with revision
- Create an environment where your child can concentrate
- Short breaks
- Listen to any worries and concerns; feedback to teacher if appropriate
- Plenty of sleep

# Questions

- If you have any questions, please email the Year 6 teachers
- [libby.bond@brixworth.org.uk](mailto:libby.bond@brixworth.org.uk)
- [Becky.Longley@brixworth.org.uk](mailto:Becky.Longley@brixworth.org.uk)
- [Heather.Reynolds@brixworth.org.uk](mailto:Heather.Reynolds@brixworth.org.uk)
- [Susan.burton@brixworth.org.uk](mailto:Susan.burton@brixworth.org.uk)

**Thank you for  
listening.**